

QIKPAC Battery



QIKPAC, which is a core component of the OE award winning and patented ANIMATE modular system, heralds in a new era of power provision within workspace and educational environments.

Furniture fitted with QIKPAC batteries as part of the [ANIMATE](#) solution can be moved around without the need for a fixed power supply, creating a truly agile fully powered workspace. Alternatively, our QIKPAC Carry portable battery pack provides users complete freedom to work where they choose.

QIKPACs premium lithium-ion high energy density cells are capable of powering OE Elsafe's TUF HP USB laptop and mobile chargers plus ARC series wireless chargers for many hours of continuous use. Capacity can be increased by linking multiple QIKPAC batteries allowing for more time between charges. QIKPAC batteries can be recharged in situ or at a charging dock depending on the application.

With this newfound freedom, the workspace or venue becomes a flexible, easily configurable space, perfect for our new agile ways of working.


Watch the QIKPAC and ANIMATE Solution video [HERE](#).



USPs

- 240Wh scalable capacity
- Fixed or portable applications
- Certified to IEC & UL standards
- Patented as part of OE's ANIMATE modular system

QIKPAC Battery



QIKPAC Battery

Up to 28 hours
of power
from a single
charge



Education Spaces

- Cable Free exams
- Quick set up and pack away



TECHNICAL SPECIFICATIONS

Battery Capacity	240Wh (Equivalent to 66780mAh)
Useable Capacity	200Wh
Output Voltage	21.0V to 29.4V
Input Voltage	30.0V (Maximum)
Maximum Output Current Per Port	6A
Total Shared Maximum Output Current	12A
Features	Short Circuit Protection Over Current Protection Under Voltage Protection Battery Overvoltage Protection Unit Over Temperature Protection
Safety Standards	IEC/UL 62368-1 (Safety) IEC/UL 62133-2 (Li-ion Safety) EN/IEC 61000-6-3 & 61000-6-1 (EMC) FCC 15B (USA-EMC) UN38.3 (Shipping)
Weight	1.3kg
Rated Operating Temperature	10 - 35C
Charging Range	5°C to 45°C
Discharging Range	-20°C to 60°C
Storage Temperature	Up to 3 Months: Store between -20°C and 40°C Longer Duration : Between 10°C to 20°C (Ideal) QIKPAC should be stored at 40-60% charge (2 LEDs) in a low humidity environment (less than 70% RH) with no corrosive gases and no condensation on cells and charged yearly to keep them at this level.
Estimated Charge Cycles	2,500 (With 70% capacity remaining, dependent on type of load and use)
Estimated Life Span	5+ years

Charging Times -	
1-2 batteries	5 - 8 hours
3 batteries	8 - 11 hours

PRODUCT TYPE

Portable 240Wh lithium-ion battery pack for use in office type environments.

Construction

Premium Lithium-Ion cells and control circuitry contained within a high strength fire retardant polycarbonate body.

Colours

Black or white fascia options.

Power Connections

Wieland GST08 50V 6A DC power in and out connectors.

Charging Options

QF30 PSU for in situ charging QIKPAC charging dock for remote charging of 1 to 3 QIKPACs.

USB Charger Options

Clip on or remotely located TUF HP A+C module (e.g. QF05 TUF, PICCOLO DC).

Shipment

QIKPAC batteries are shipped by OE in UN38.3 or other country specific certified dangerous goods packaging.

Installation

Integrated QIKFIT system mounting clips for direct in furniture mounting – with optional quick release removal tool.

Recycling

End of life QIKPAC batteries should be recycled in accordance with prevailing regulations for the recycling of portable li-ion battery packs in the country of use. If unsure, please ask OE Elsafe for a current list of approved recycling collection points.

QIKPAC Carry Case

QIKPAC can optionally be supplied fitted in the QIKPAC portable carry case complete with a TUF-R HP A+C USB charging module.

Quality & Testing

All QIKPAC Battery units are manufactured using ISO9001 quality controlled components and practices and are fully tested before dispatch.

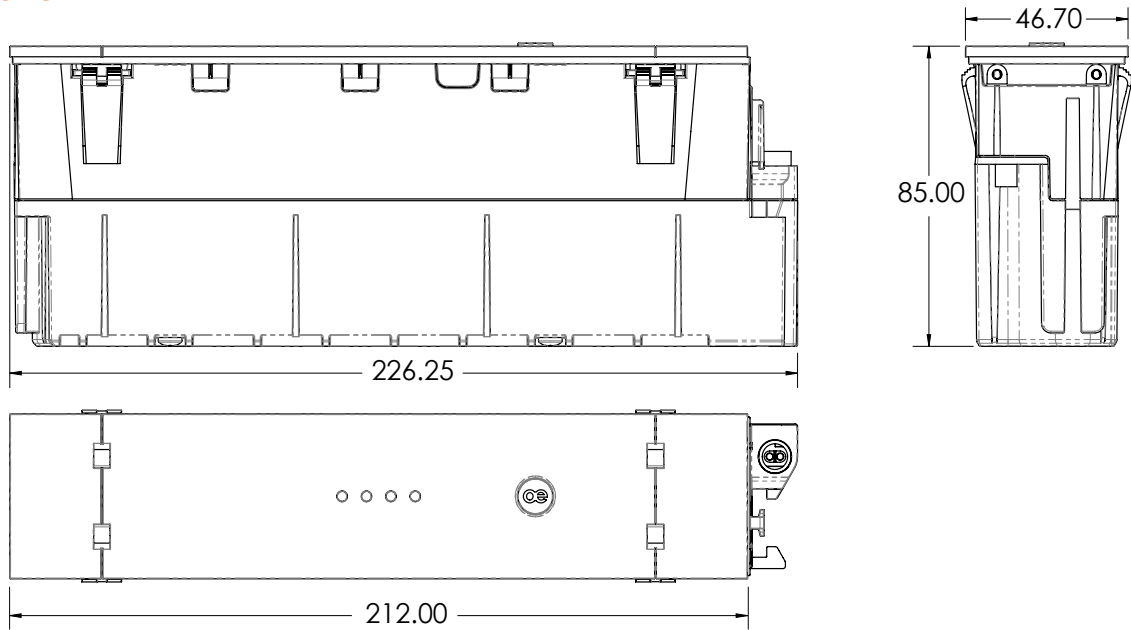
CE/UKCA Marking

QIKPAC Battery is CE and UKCA marked by OE Electrics as complying with:

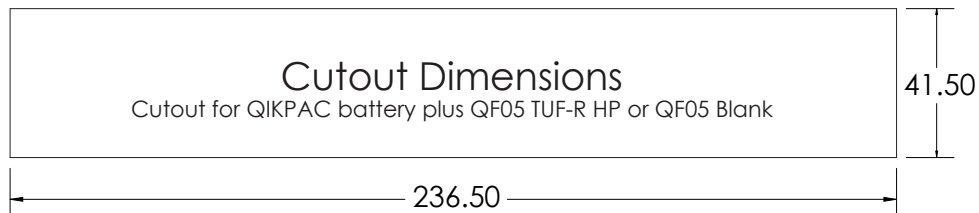
- EU Battery Directive 2006/66EC as amended by 2013/56/EU.
- Electromagnetic Compatibility Directive 2014/30/EU.
- ROHS Directive 2011/65EU as amended by 2015/863EU plus the equivalent UK regulations.

The QIKPAC BATTERY is designed and intended for commercial use.

DIMENSIONS



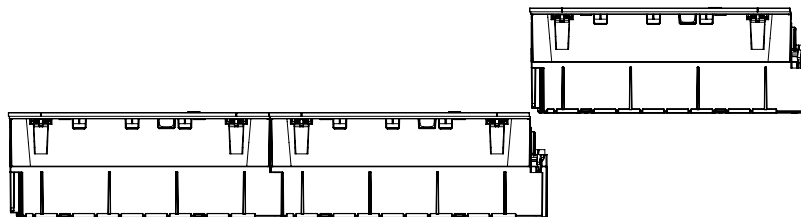
CUTOUT DIMENSIONS



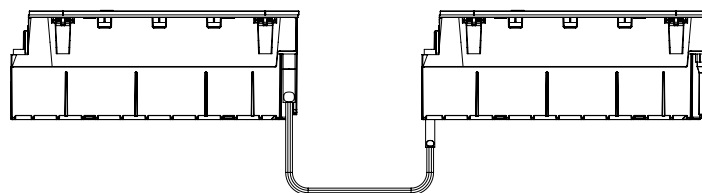
* For cutout dimensions for multiple batteries and bespoke solutions please contact OE Elsafe.

Link Multiple QIKPAC Batteries to increase capacity

Direct link (in a single mounting slot)



Cable linked (if installed in separate locations)



QIKPAC TECHNICAL

LED FUNCTION	LED Code	Description
Short Button press		80-100% ON for 5 Seconds after button press
Short Button press		60-80% ON for 5 Seconds after button press
Short Button press		40-60% ON for 5 Seconds after button press
Short Button press		20-40% ON for 5 Seconds after button press
		0-20% constantly ON without button press
Charger plugged in but Battery FULL		100% Battery LEDs ON
Charging		80-100% ON FLASHING
Charging		60-80% ON FLASHING
Charging		40-60% ON FLASHING
Charging		20-40% ON FLASHING
Charging		0-20% ON FLASHING
Fault mode		Over current fault on one of the ports. All outputs will remain disabled until cleared by a short button press. Current range allowed from a single port: 6.5 - 10A allowed for up to 20 seconds 10 - 19A allowed for up to 5 seconds Combined current of over 19 Amps will cause QIKPAC to immediately turn off (after 320ms delay)
Fault mode		Maximum or minimum charging temperature limit reached. (Charge: +5 to +45C) QIKPAC will not be charged while in this mode however it can still supply power to connected devices. LEDs indication happens only if a power supply is connected. Fault will be cleared automatically once battery cells are within temperature range.
Fault mode		Minimum or maximum discharge temperature limit reached (Discharge: -20 to +60C) QIKPAC will not supply power nor receive charge from the PSU in this mode. Fault will be cleared automatically once battery cells are within temperature range.
Turning On / Start up		Press and hold for 5 seconds - 4 Pink LEDs light up from left to right and will turn on in 1 second intervals. All LEDs on indicates a successful startup.
Ship mode / Shut down		Press and hold for 5 seconds - 4 Pink LEDs light up then switch off one at a time from right to left
Ship Mode		Short Button Press, one LED lights for 1 second - this confirms the QIKPAC is in ship mode. This is the mode QIKPAC will arrive in, when shipped.
High in-rush current mode		This mode activates automatically on every startup and remains effective for 60 seconds to allow devices with high in-rush current demand to startup.
Button Function	Time Frame	Action / Description
Turn QIKPAC on (from ship mode)	4 Seconds	Press button (approx. 4 secs): Until you see LED lighting up in turn, then release button. If all 4 LEDs light up then a successful start-up is indicated. After a few seconds the battery level will then appear.
Battery level status (when QIKPAC is On)	0 - 5 Seconds	Short Button Press (0-5 secs): Displays battery level for 5 seconds, as well as clearing any over current fault.
Ship Mode / Shut Down / Power saver	5 - 15 Seconds	Press & hold then release (5-15 secs): Activating Ship Mode / Shut Down Suitable for shipping, saving power while not in use or when the product is not going to be used for a long time.